




Pennsbury Instrumental Music



To: Charles Boehm Band Students and Parents
From: Mr. Bailey, Band Director Charles Boehm Middle School

Edmodo

Edmodo is a web based tool for communicating information from faculty to students and parents in a timely manner. To enroll, please follow the steps below to create a student account and parent account.

Step 1: Create a Student Account

Go to www.edmodo.com

On the right side of the screen click "Students" (pictured below). PLEASE NOTE: All parent accounts are linked to student accounts. This means that you will not be able to enroll your parent account in any courses until you have your child's parent code. Your child's *parent code* access is pictured later.

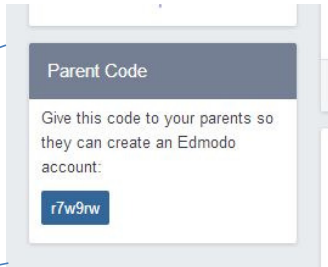
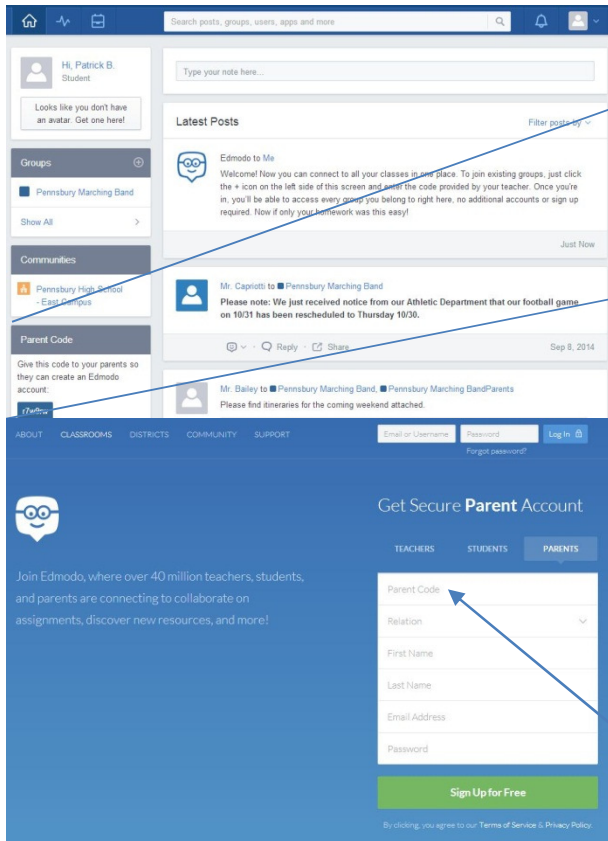
Group code goes here

The first blank on the 'Get Secure Student Account' section says "Group Code" this is the alpha-numeric code provided to students to access their class. When you enter this group code, you are automatically placed into that group to receive messages. You will then go to your home screen for Edmodo (pictured below). From this home screen, you will access the parent code, and change settings.

GROUP CODES:

6th Grade Band: zznssf

parent account ->



Step 2: Creating a Parent Account

Go to www.edmodo.com

On the right side of the screen is a place to click "Parents" to set up a parent account (pictured at left)

Just like the student account you set up, you will need to provide an active email address. In the top space is where you put in the Parent Code that you wrote down from your child's Student Profile (*refer to Step 1*). You are now enrolled in that course as a parent.

Parent Code from Student's Profile goes in the top box

GROUP CODES:

6th Grade Band: zznsff

Mr. Bailey

PBailey@pennsburyisd.org

215.428.4100 x70878

www.PIMdept.org